

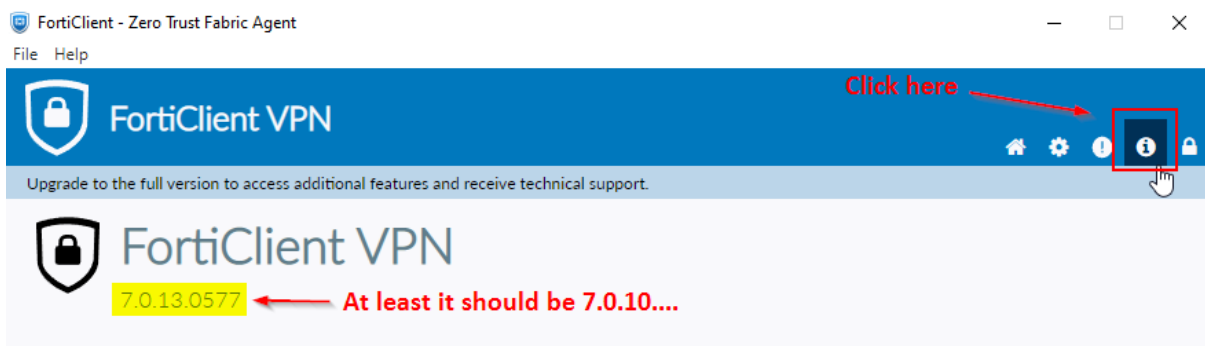
## 1 FortiClient and multifactor authentication

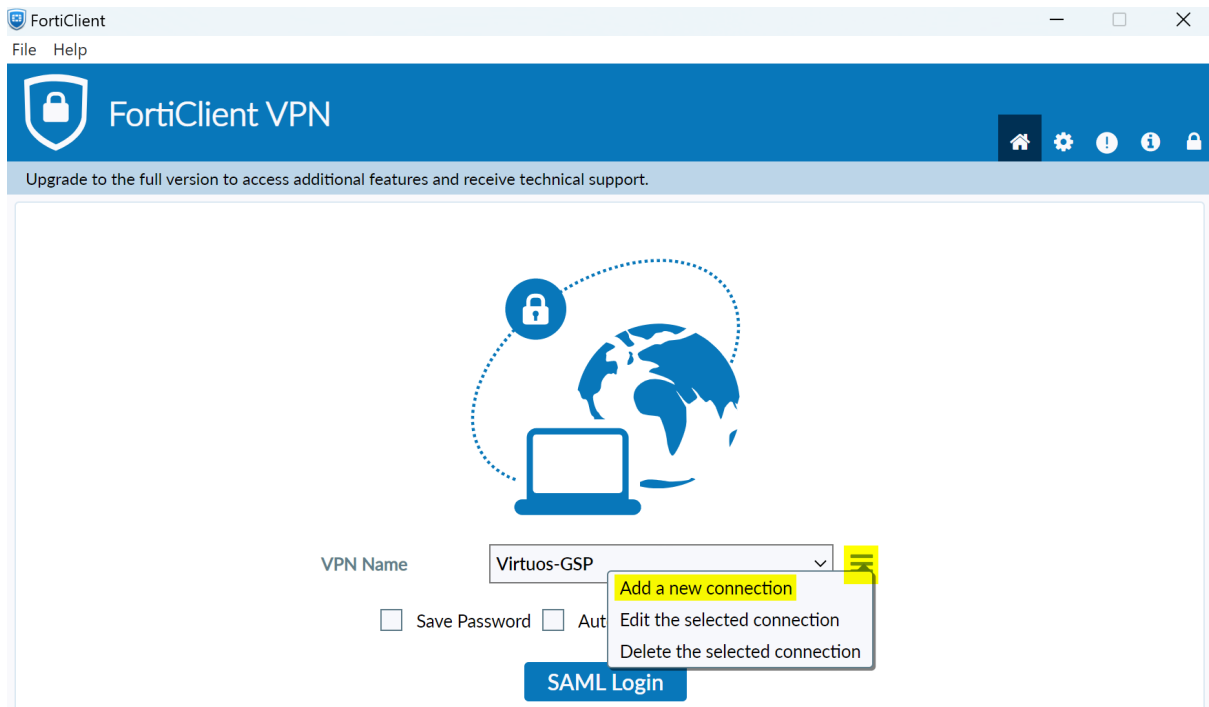
The FortiGate FortiClient should be installed on the laptop or workstation. If this is not the case, contact your local IT to have the software installed and the necessary permissions to VPN.


Multifactor authentication is now done using Microsoft Azure Authentication for the virtuosgames.com domain. No preliminary settings are required by the user.

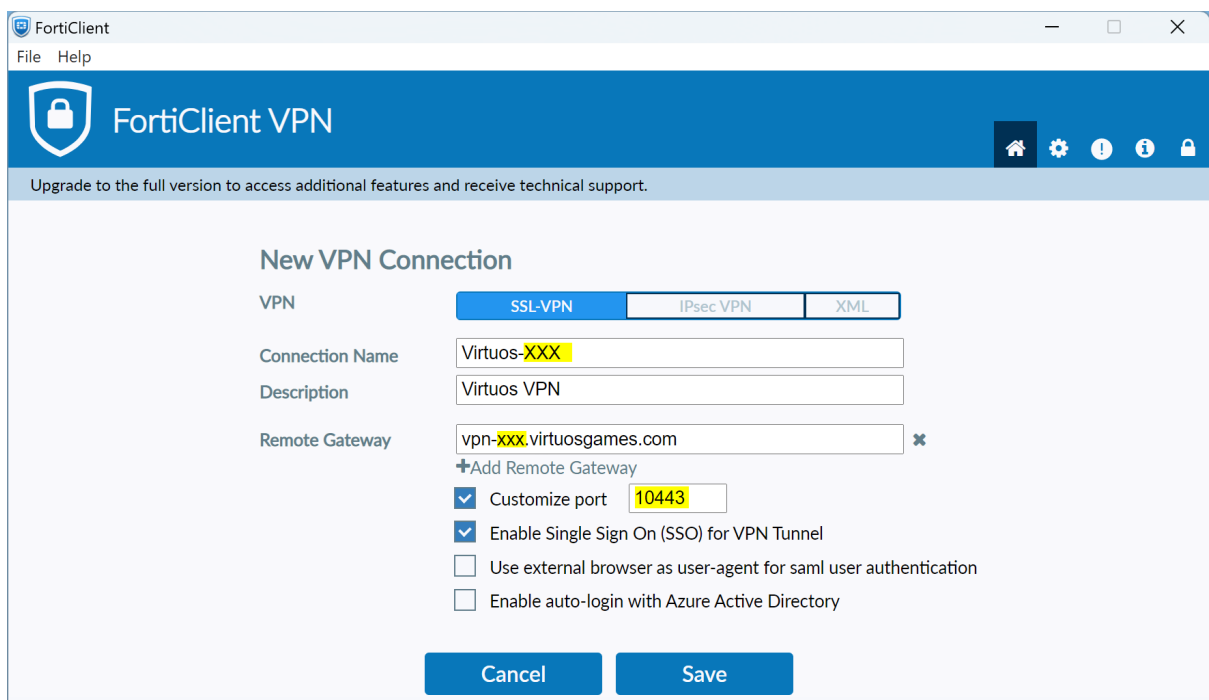
## 2 VPN Setup

- 1) Launch FortiClient VPN.
- 2) Check its version, if it's ok, please continue the steps (if the client is not in a blue colour or the version is less than 7.0.10, please contact your local IT):





3) Click on the icon  and select **Add a new connection**.



4) Type the following information in the text boxes as above:

Connection Name: Virtuos-XXX (replace XXX with your studio code)

E.g. Virtuos-SGP

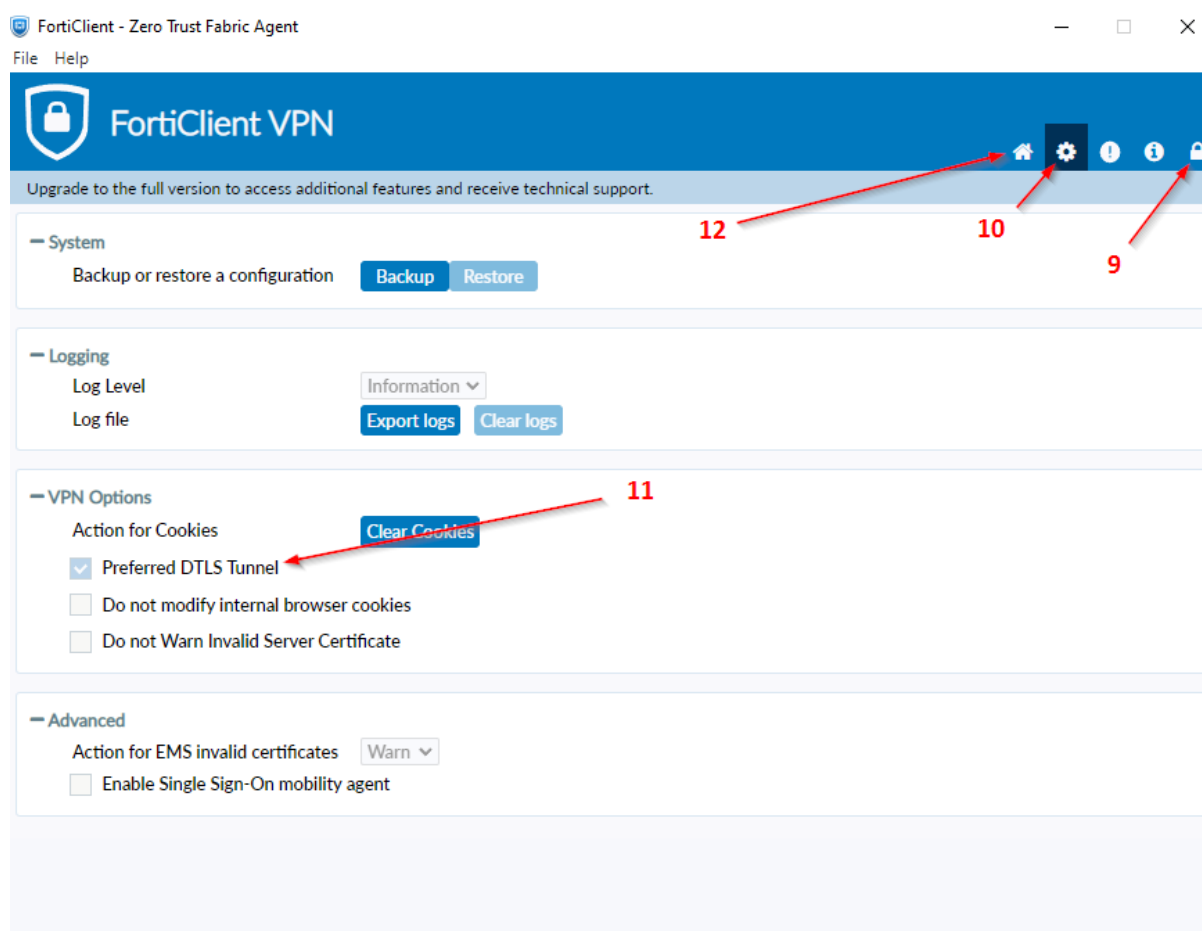
Description: Your Preference

Remote Gateway: **vpn-xxx.virtuosgames.com** (replace xxx with your studio code)

E.g. vpn-sgp.virtuosgames.com

❖ **Attention:** Some studio codes may not be available to use with the Remote Gateway address. Contact your local IT to verify.

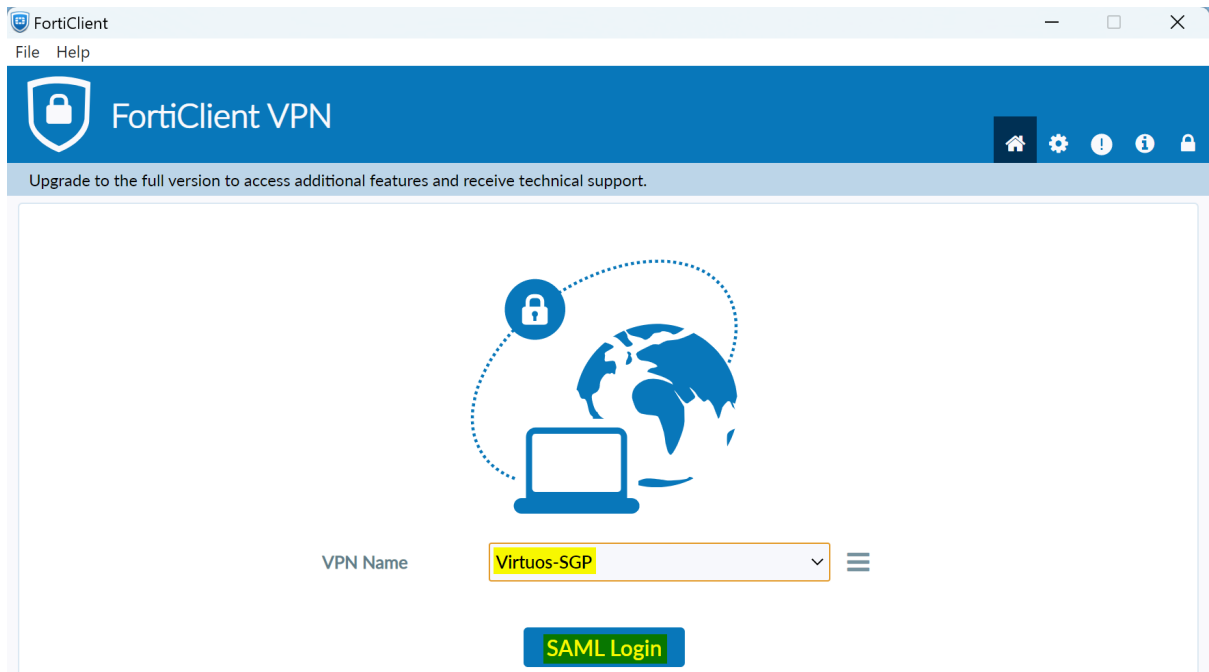
- 5) Enable Customize Port: **10443**
- 6) Enable Check the Enable Single Sign On (SSO) for VPN Tunnel
- 7) Click on **Save**
- 8) **For a better connection, please do this:**



- 9) Click on **Lock icon**  
❖ **warning:** you will need admin privileges, feel free to ask IT Team for help
- 10) Click on **Parameter icon**
- 11) **Check “Preferred DTLS Tunnel”**
- 12) Click now on the **“House icon”** for ending modification

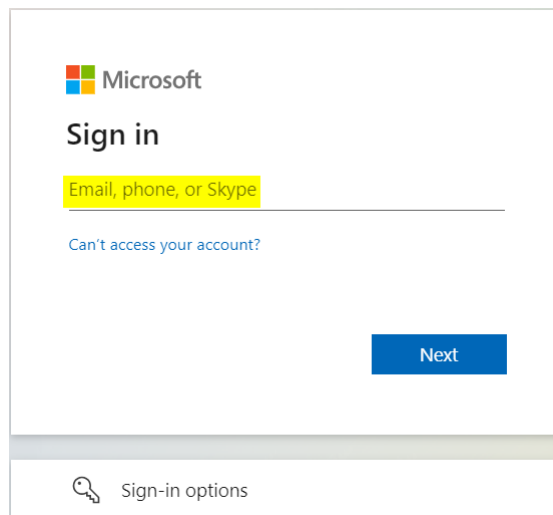
### 3 VPN Connection

1) Launch FortiClient VPN.



2) Select the VNP Name.

3) Click on **SAML Login**.



4) Type your Virtuos account name followed by @virtuosgames.com.

5) Click on **Next**.



← [redacted]@virtuosgames.com

## Enter password

Password

[Forgot my password](#)

Sign in

6) Type your Virtuos password and click on **Sign in**.



[redacted]@virtuosgames.com

## Verify your identity



Text +XX XXXXXX01



Call +XX XXXXXX01

[More information](#)

Are your verification methods current? Check at  
<https://aka.ms/mfasetup>

Cancel

- 7) Select your MFA verification method.
- 8) Validate with your MFA code.
- 9) You should be connected to the Virtuos VPN

VPN Connected



VPN Name Virtuos-SG  
IP Address 10.0.200.10  
Username [redacted]@virtuosgames.com  
Duration 00:00:09  
Bytes Received 602.22 KB  
Bytes Sent 391.44 KB

Disconnect